

CP Camplate Nailed Plate Timber Fastener

CAMPLATES ARE FLAT NAIL PLATES USED TO CONNECT TWO TIMBER MEMBERS TOGETHER. THE CONCENTRIC DIMPLES PRESSED INTO THE PLATE ASSISTS IN THE LOCATION OF THE NAIL.



MATERIAL:

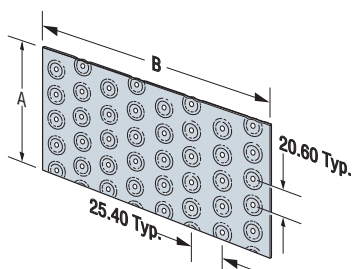
1.0mm pre-galvanised mild steel.

INSTALLATION:

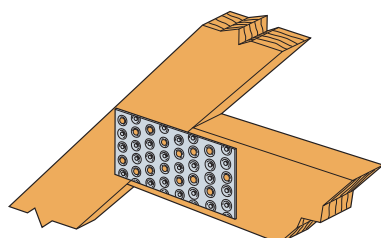
Use 3.75 x 30mm square twist nails. For design criteria please refer to BBA Agrément Certificate.

Model No.	Dimensions	
	A	B
CP41/152	41	152
CP72/152	72	152
CP83/178	83	178
CP83/203	83	203
CP83/229	83	229
CP83/254	83	254
CP103/152	103	152
CP103/203	103	203
CP103/254	103	254
CP103/305	103	305
CP144/178	144	178
CP144/203	144	203
CP144/254	144	254
CP165/330	165	330
CP206/305	206	305
CP206/356	206	356

CP



Typical CP Installation



Roof Connectors

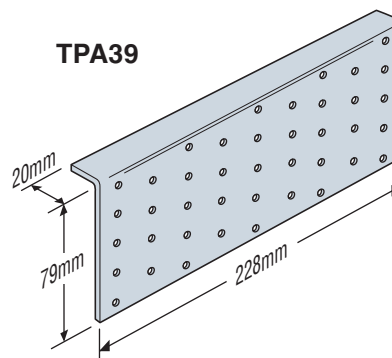
TPA Tie Plate

FLANGED NAIL-ON TIE PLATE. FOR NON STRUCTURAL APPLICATIONS ONLY.

MATERIAL: 1.0mm pre-galvanised mild steel.

INSTALLATION: Holes are sized for 3.35mm nails.

TPA39

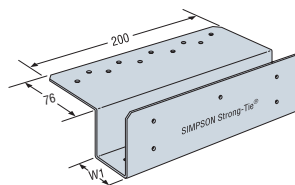


BSB Bracing Shelf Support Bracket

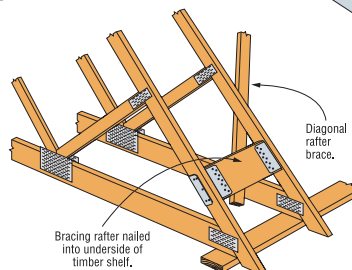
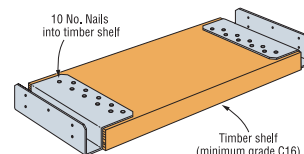
BSB IS A SIMPSON STRONG-TIE BRACKET WHICH COMPLIES WITH THE NEW ARRANGEMENTS FOR ENHANCED AND SUPER BRACING INCLUDED IN THE REVISED BS 5268:PART 3.

MATERIAL: Pre-galvanised mild steel.

INSTALLATION: Nail BSB to each end of the timber bracing shelf using specified fasteners through all round holes. Locate assembly from underside at a maximum of 250mm from wall and nail to top chords using specified fasteners through all round nail holes. Nail diagonal bracing member to underside of timber shelf. Diagonal bracing size and fastener specification to be as defined in proposed BS 5268 Part 3.



BSB35



Model No.	Width (mm)	No. Fasteners (3.75mm x 30mm)	
		Rafter	Shelf
BSB35	38	10	10
BSB47	50	10	10