

Designed to provide ties for trusses and rafters likely to be subject to high winds, this versatile range may be used for general purposes, strongback attachments and as all-purpose ties where one timber crosses another.

H2.5 and H4 may be installed in pairs to achieve **twice** the stated safe working loads. Where the truss thickness is less than 63mm install diagonally across from each other, as shown in the illustration below.

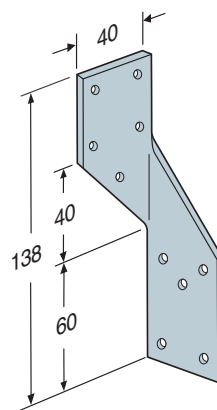
The H4 has a unique shape that requires fewer nails. The design allows for installation on the inside of the wall plate without interfering with the gypsum board or for installation on the outside of the wall plate without interfering with the cladding material.

MATERIAL:

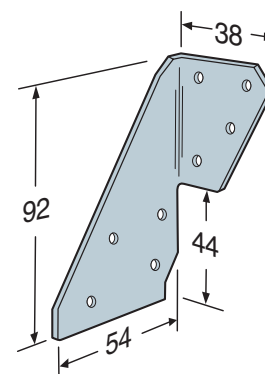
H2.5: 1.2mm; H4: 0.9mm pre-galvanised mild steel.

INSTALLATION: Use all specified fasteners. See "General Notes" (page 12).

- H2.5 and H4 ties are shipped in equal quantities of separate rights and lefts.
- Protruding nails should always be clinched.



H2.5




H4
U.S. Patent 4,714,372

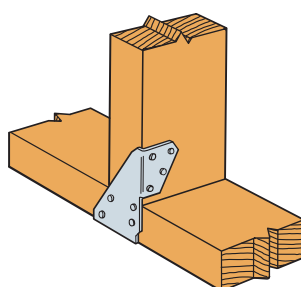
Model No.	Number of Fasteners (Use 3.75mm x 30mm)		Safe Working Loads (kN)			Characteristic Capacity (kN)		
	To Rafters	To Plates	Short Term Uplift	Lateral Short Term		Uplift	Lateral Short Term	
				F ₁	F ₂		F ₁	F ₂
H2.5	5	5	1.65	0.58	0.58	5.70	1.71	1.71
H4	4	4	1.05	0.62	0.60	-	-	-

1. SWL's are for one anchor. A minimum rafter thickness of 63mm must be used when framing anchors are installed on each side of the joist and on the same side of the plate.
 2. Uplift SWL's are for the H4 sole plate installation@ 0.92kN; 1.58kN for H2.5.
 3. When cross-grain bending or cross-grain tension cannot be avoided, mechanical reinforcement to resist all such forces should be considered.

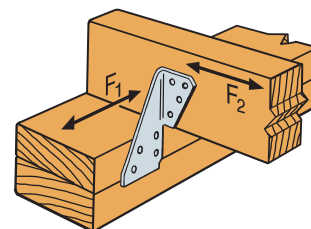
H2.5 Installation



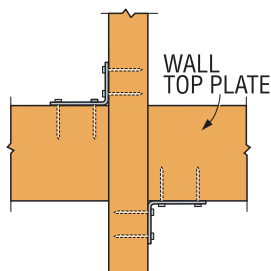
H4 Sole Plate Installation (see footnote 2)



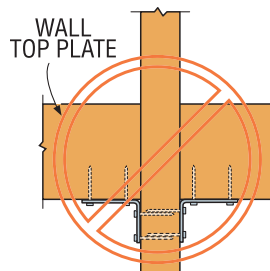
H4 Installation



Top View Installation to Achieve Twice the Load



Install diagonally across from each other for single ply 35mm or 47mm trusses.



Nailing into both sides of a single ply 35mm or 47mm truss may cause the wood to split.