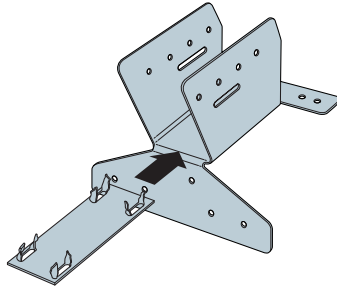


SIMPSON
Strong-Tie

GLIDE SLIDE

GS

Specially designed to allow horizontal movement between trussed rafter and wall plate.



PI-GS

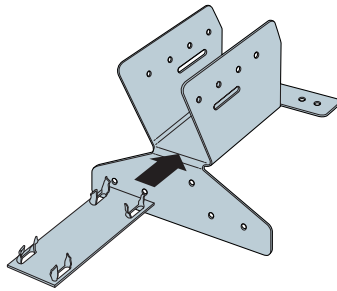
For fastener and load information, and for limited warranty information see Simpson Strong-Tie Catalogue or contact us at 01827 255 600

SIMPSON
Strong-Tie

GLIDE SLIDE

GS

Specially designed to allow horizontal movement between trussed rafter and wall plate.



PI-GS

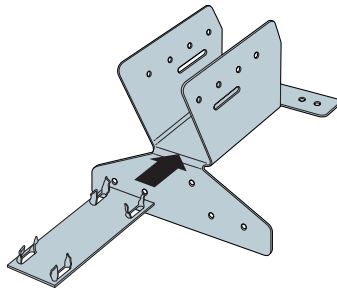
For fastener and load information, and for limited warranty information see Simpson Strong-Tie Catalogue or contact us at 01827 255 600

SIMPSON
Strong-Tie

GLIDE SLIDE

GS

Specially designed to allow horizontal movement between trussed rafter and wall plate.



PI-GS

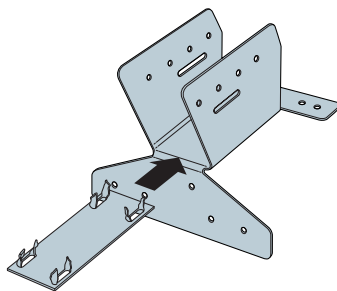
For fastener and load information, and for limited warranty information see Simpson Strong-Tie Catalogue or contact us at 01827 255 600

SIMPSON
Strong-Tie

GLIDE SLIDE

GS

Specially designed to allow horizontal movement between trussed rafter and wall plate.



PI-GS

For fastener and load information, and for limited warranty information see Simpson Strong-Tie Catalogue or contact us at 01827 255 600