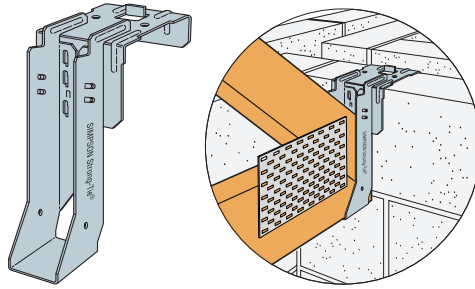


SIMPSON
Strong-Tie

SAFETY FAST HANGER

SFH

Masonry hanger that can support full load *without* the need for masonry above the hanger.



PI-SFH

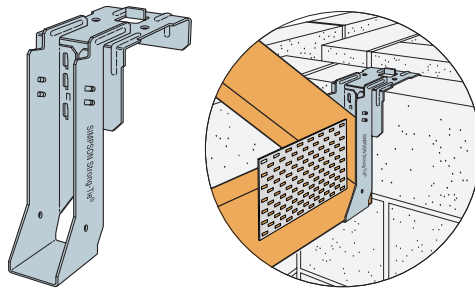
For fastener and load information, and for limited warranty information see Simpson Strong-Tie Catalogue or contact us at 01827 255 600

SIMPSON
Strong-Tie

SAFETY FAST HANGER

SFH

Masonry hanger that can support full load *without* the need for masonry above the hanger.



PI-SFH

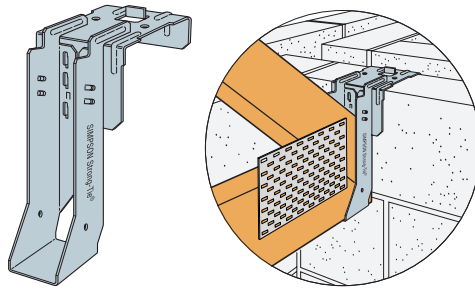
For fastener and load information, and for limited warranty information see Simpson Strong-Tie Catalogue or contact us at 01827 255 600

SIMPSON
Strong-Tie

SAFETY FAST HANGER

SFH

Masonry hanger that can support full load *without* the need for masonry above the hanger.



PI-SFH

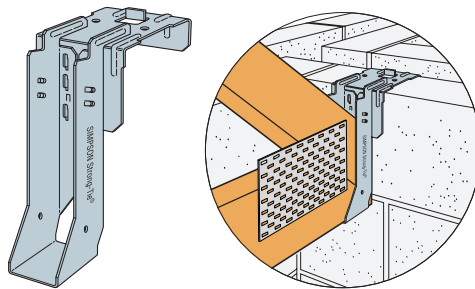
For fastener and load information, and for limited warranty information see Simpson Strong-Tie Catalogue or contact us at 01827 255 600

SIMPSON
Strong-Tie

SAFETY FAST HANGER

SFH

Masonry hanger that can support full load *without* the need for masonry above the hanger.



PI-SFH

For fastener and load information, and for limited warranty information see Simpson Strong-Tie Catalogue or contact us at 01827 255 600