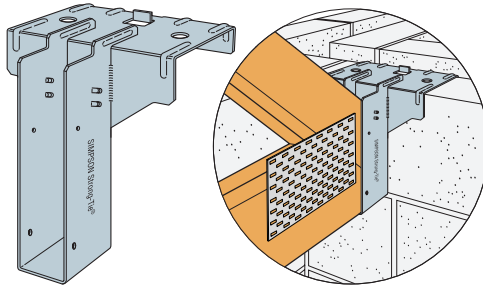


**SIMPSON**  
**Strong-Tie**

# SAFETY FAST WELDED HANGER

# SFWH

Heavy duty masonry hanger that can support full load *without* the need for masonry above the hanger.



PI-SFWH

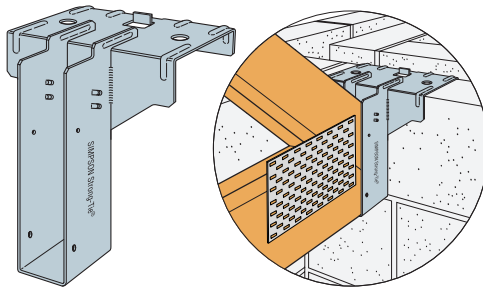
For fastener and load information, and for limited warranty information see Simpson Strong-Tie Catalogue or contact us at 01827 255 600

**SIMPSON**  
**Strong-Tie**

# SAFETY FAST WELDED HANGER

# SFWH

Heavy duty masonry hanger that can support full load *without* the need for masonry above the hanger.



PI-SFWH

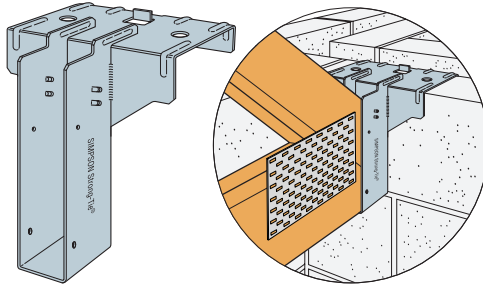
For fastener and load information, and for limited warranty information see Simpson Strong-Tie Catalogue or contact us at 01827 255 600

**SIMPSON**  
**Strong-Tie**

# SAFETY FAST WELDED HANGER

# SFWH

Heavy duty masonry hanger that can support full load *without* the need for masonry above the hanger.



PI-SFWH

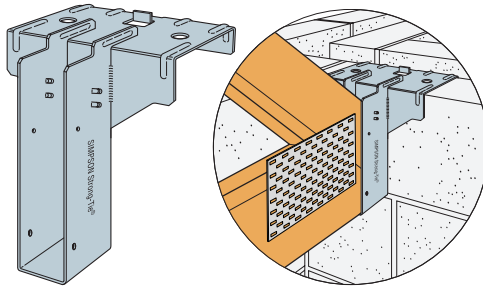
For fastener and load information, and for limited warranty information see Simpson Strong-Tie Catalogue or contact us at 01827 255 600

**SIMPSON**  
**Strong-Tie**

# SAFETY FAST WELDED HANGER

# SFWH

Heavy duty masonry hanger that can support full load *without* the need for masonry above the hanger.



PI-SFWH

For fastener and load information, and for limited warranty information see Simpson Strong-Tie Catalogue or contact us at 01827 255 600