Technical Sheet

HITB

Backer Free, Top Flange I-Joist Hanger

The HITB hanger eliminates the requirement for backer blocks when supported from an I-Joist header. The bottom flange location tabs and an open top flange provide enhanced capacity and improved ease of installation.

- *Eliminates the need for backer blocks with an I-joist to I-joist connection.*
- *Bottom flange location tabs quickly set the hanger onto the I-joist header.*
- *Open top flange improves ease of installation.*
- *Optional nail holes for additional download and uplift capacity.*



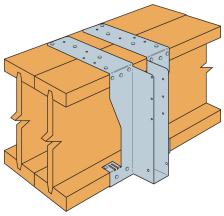

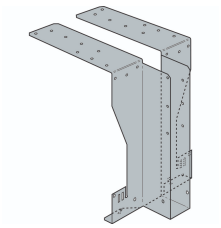

Features

Material

- Pre-galvanised mild steel

Installation

- Designed for use with multiple headers.
- Ensure the supporting I-Joists are connected together in accordance with the manufacturer's recommended connection methods, i.e. MJC connectors, or filler blocks.
- Position the HITB hanger onto the face of the supporting I-Joists, ensuring the bottom flanges are tight up against the underside of the bottom chord.
- Fill all face round and obround holes with nails. Install nails into the holes within the bottom flanges.
- Flatten the hanger's open flanges to the top chords of the supporting I-Joists and install a minimum of 4 nails per flange, 2 to the front and 2 to the rear of the joists.
- Bend the bottom chord tabs over the top face of the bottom chord and install nails through the obround holes into the the top face of the bottom chord.
- Sit the carried joist into the HITB hanger and install the nails through the round and obround holes into the joist.
- Web stiffeners required with HITB and HITB-LT.

Technical Sheet

HITB

Backer Free, Top Flange I-Joist Hanger

SIMPSON Strong-Tie

Technical Data

Technical Sheet

HITB

Backer Free, Top Flange I-Joist Hanger

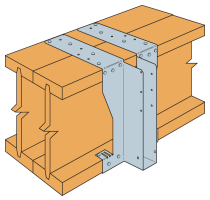

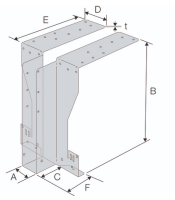

Product Dimensions

Reference	Connector Dimensions													
	Timber size[mm]		Product Dimensions[mm]							Header holes	Joist holes			Other
	Width[mm]	Height	A[mm]	B[mm]	C[mm]	D[mm]	E[mm]	F[mm]	t[mm]	Triangular	Round Ø4	Obround Ø6x4[mm]	Round Ø4	Weight[kg]
HITB220/40	39	220.0	40	220	60	65	180	80.5	2	4	28	2	6	1.251
HITB225/40	39	225.0	40	225	60	65	180	80.5	2	4	28	2	6	-
HITB240/40	39	240.0	40	240	60	65	180	80.5	2	4	28	2	6	1.331
HITB300/40	39	300.0	40	300	60	65	180	80.5	2	4	28	2	6	1.569
HITB200/47	45	200.0	47	200	60	65	180	80.5	2	4	28	2	6	1.178
HITB220/47	45	220.0	47	220	60	65	180	80.5	2	4	28	2	6	1.258
HITB225/47	45	225.0	47	225	60	65	180	80.5	2	4	28	2	6	-
HITB240/47	45	240.0	47	240	60	65	180	80.5	2	4	28	2	6	1.337
HITB300/47	45	300.0	47	300	60	65	180	80.5	2	4	28	2	6	1.576
HITB240/53	51	240.0	53	240	60	65	180	80.5	2	4	28	2	6	-
HITB300/53	51	300.0	53	300	60	65	180	80.5	2	4	28	2	6	-
HITB200/56	53	200.0	56	200	60	65	180	80.5	2	4	28	2	6	-
HITB220/61	58-60	220.0	61	220	60	65	180	80.5	2	4	28	2	6	-
HITB240/61	58-60	240.0	61	240	60	65	180	80.5	2	4	28	2	6	1.3
HITB300/61	58-60	300.0	61	300	60	65	180	80.5	2	4	28	2	6	1.5
HITB225/66	63	225.0	66	225	60	65	180	80.5	2	4	28	2	6	-
HITB240/66	63	240.0	66	240	60	65	180	80.5	2	4	28	2	6	-
HITB300/66	63	300.0	66	300	60	65	180	80.5	2	4	28	2	6	-
HITB220/78	75 or 2x38 or 2x39	220.0	78	220	60	65	180	80.5	2	4	28	2	6	1.287
HITB225/78	75 or 2x38 or 2x39	225.0	78	225	60	65	180	80.5	2	4	28	2	6	-
HITB240/78	75 or 2x38 or 2x39	240.0	78	240	60	65	180	80.5	2	4	28	2	6	1.366
HITB300/78	75 or 2x38 or 2x39	300.0	78	300	60	65	180	80.5	2	4	28	2	6	1.605
HITB220/91	89-90	220.0	91	220	60	65	180	80.5	2	4	28	2	6	1.299
HITB240/91	89-90	240.0	91	240	60	65	180	80.5	2	4	28	2	6	1.379
HITB300/91	89-90	300.0	91	300	60	65	180	80.5	2	4	28	2	6	1.617
HITB200/99	96-97	200.0	99	200	60	65	180	80.5	2	4	28	2	6	-
HITB-LT200/40	38	200.0	40	200	60	65	180	80.5	2	4	28	2	6	-
HITB-LT195/47	45	195.0	47	195	60	65	180	80.5	2	4	28	2	6	1.174
HITB-LT245/47	45	245.0	47	245	60	65	180	80.5	2	4	28	2	6	1.373
HITB-LT300/47	45	300.0	47	300	60	65	180	80.5	2	4	28	2	6	1.591
HITB-LT240/50	47	240.0	50	240	60	65	180	80.5	2	4	28	2	6	1.356
HITB-LT195/61	60	195.0	61	195	60	65	180	80.5	2	4	28	2	6	-
HITB-LT200/61	60	200.0	61	200	60	65	180	80.5	2	4	28	2	6	-
HITB-LT220/61	60	220.0	61	220	60	65	180	80.5	2	4	28	2	6	1.2
HITB-LT240/61	60	240.0	61	240	60	65	180	80.5	2	4	28	2	6	-
HITB-LT245/61	60	245.0	61	245	60	65	180	80.5	2	4	28	2	6	-
HITB-LT300/61	60	300.0	61	300	60	65	180	80.5	2	4	28	2	6	-
HITB-LT195/66	63	195.0	66	195	60	65	180	80.5	2	4	28	2	6	-
HITB-LT300/66	63	300.0	66	300	60	65	180	80.5	2	4	28	2	6	1.609
HITB-LT240/72	70	240.0	72	240	60	65	180	80.5	2	4	28	2	6	1.376
HITB-LT195/75	72	195.0	75	195	60	65	180	80.5	2	4	28	2	6	-
HITB-LT220/75	72	220.0	75	220	60	65	180	80.5	2	4	28	2	6	1.3

Technical Sheet

HITB

Backer Free, Top Flange I-Joist Hanger

Reference	Connector Dimensions													
	Timber size[mm]		Product Dimensions[mm]							Header holes		Joist holes		Other
	Width[mm]	Height	A[mm]	B[mm]	C[mm]	D[mm]	E[mm]	F[mm]	t[mm]	Triangular	Round Ø4	Obround Ø6x4[mm]	Round Ø4	Weight[kg]
HITB-LT245/75	72	245.0	75	245	60	65	180	80.5	2	4	28	2	6	1.399
HITB-LT200/78	75 or 2x38 or 2x39	200.0	78	200	60	65	180	80.5	2	4	28	2	6	-
HITB-LT195/91	89	195.0	91	195	60	65	180	80.5	2	4	28	2	6	-
HITB-LT200/91	89	200.0	91	200	60	65	180	80.5	2	4	28	2	6	-
HITB-LT235/91	89	235.0	91	235	60	65	180	80.5	2	4	28	2	6	-
HITB-LT240/91	89	240.0	91	240	60	65	180	80.5	2	4	28	2	6	1.3
HITB-LT245/91	89	245.0	91	245	60	65	180	80.5	2	4	28	2	6	-
HITB-LT300/91	89	300.0	91	300	60	65	180	80.5	2	4	28	2	6	1.5
HITB-LT220/96	2x47	220.0	96	220	60	65	180	80.5	2	4	28	2	6	1.32
HITB-LT240/96	2x47	240.0	96	240	60	65	180	80.5	2	4	28	2	6	1.399
HITB-LT245/96	2x47	245.0	96	245	60	65	180	80.5	2	4	28	2	6	1.419
HITB-LT300/96	2x47	300.0	96	300	60	65	180	80.5	2	4	28	2	6	1.638
HITB-LT220/100	97	220.0	100	220	60	65	180	80.5	2	4	28	2	6	-
HITB-LT235/100	97	235.0	100	235	60	65	180	80.5	2	4	28	2	6	-
HITB-LT245/100	97	245.0	100	245	60	65	180	80.5	2	4	28	2	6	1.422
HITB-LT300/100	97	300.0	100	300	60	65	180	80.5	2	4	28	2	6	1.382
HITB-LT240/122	2 x60	240.0	122	240	60	65	180	80.5	2	4	28	2	6	1.424
HITB-LT220/128	2x63	220.0	128	220	60	65	180	80.5	2	4	28	2	6	1.35
HITB-LT235/128	2x63	235.0	128	235	60	65	180	80.5	2	4	28	2	6	1.3
HITB-LT245/128	2x63	245.0	128	245	60	65	180	80.5	2	4	28	2	6	1.499
HITB-LT300/128	2x63	300.0	128	300	60	65	180	80.5	2	4	28	2	6	1.668

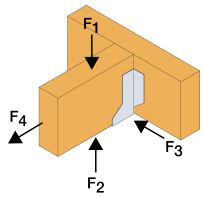

Performance Values

Reference	Hanger capacity							
	Product capacities - Standard installation							
	Number of Fasteners				Characteristic Capacities[kN]			
	Joist	Header			$R_{2,k}$		$R_{1,k}$	
	Qty	Face	Top	Bottom	LVL Flanges ≥ 35 mm	C24 Solid Sawn Flanges ≥ 45 mm	LVL Flanges ≥ 35 mm	C24 Solid Sawn Flanges ≥ 45 mm
		Qty	Qty	Qty	N3.75x30	N3.75x30	N3.75x30	N3.75x30

Installation

Applications

c

Copyright by Simpson Strong-Tie®
Information presented on this document is the exclusive property of Simpson Strong-Tie®
It is valid only when associated with products supplied by Simpson Strong-Tie®