Technical Sheet

BSB
Bracing Shelf Support Bracket

BSB is a bracket which complies with the new arrangements for enhanced and super bracing included with BS 5268: Part 3



Applications

Material

- Pre-galvanised mild steel.

Technical Sheet

BSB
Bracing Shelf Support Bracket

Technical Data

Product Dimensions

Reference	Connector Dimensions						Bracing capacity	
	Product Dimensions[mm]						Number of Fasteners	
	Width[mm]	A[mm]	A[mm]	E1[mm]	d[mm]	t[mm]	Rafter	Shelf
							N3.75x30	N3.75x30
BSB	35 to 47	107	46	200	75	1	11	10

BSB
Bracing Shelf Support Bracket

Installation

Installation

Nail BSB to each end of the timber bracing shelf using specified fasteners through all round holes. Locate assembly from underside at a maximum of 250mm from wall and nail to top chords using specified fasteners through all round nail holes. Nail diagonal bracing member to underside of timber shelf. Diagonal bracing size and fastener specification to be as defined in proposed BS 5268 Part 3.

<u>Step 1</u>
Nail BSB to bracing shelf with 10 Nr 30mm square twist nails per connector.
Minimum suitable timber grade C16.

<u>Step 2 - Single Rafter</u>
Place the bracing shelf with BSB's attached in between the rafters and bend lower flange around the underside then fully nail with 11 Nr 30mm square twist nails per BSB connector.

<u>Step 2 - Double Rafter</u>
Place timber bracing shelf with BSB's attached in between two ply rafters and fully nail with 8 Nr 30mm square twist nails per BSB connector.

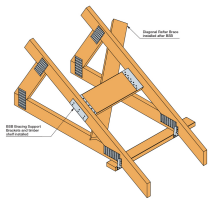

Full installation

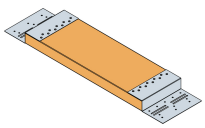

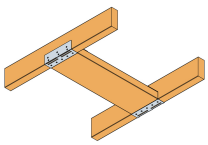

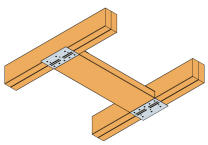

Winchester Road Cardinal Point Tamworth
Staffordshire B78 3HG
tel: +44 1827 255600
fax: +44 1827 255616
Copyright by Simpson Strong-Tie®
Information presented on this document is the exclusive property of Simpson Strong-Tie®