Technical Sheet

BTALU
Concealed Beam Hanger

The BTALU concealed hanger is one solution to connecting timber members together without seeing the connector.
It is designed to be fixed to the header timber and then fully inserted into a slot in the in-coming beam, and held in place with dowels. Holes are drilled through the timber and fin of the BTALU, allowing accurate alignment. This method provides an aesthetically pleasing connection for feature beams.
Note: Fasteners & dowels supplied; dowel length must be specified upon ordering
Holes for the joist have to be site drilled in accordance to positions shown in diagram below.



SC 3

OUTDOOR

AL

R 30

Features

Material

Aluminium

Benefits

- Accurate alignment of dowels
- Aesthetically pleasing

Applications

For Connecting

Glulam timbers

For Use With

Carried and carrying Glulam member

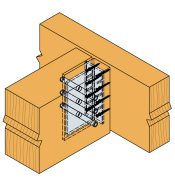

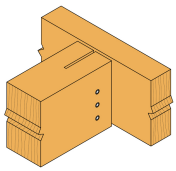

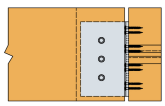

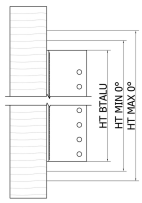

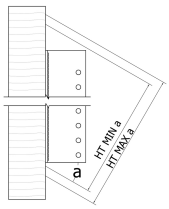

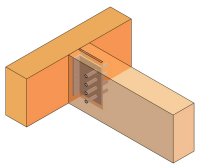

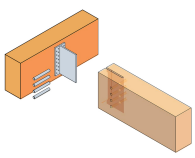

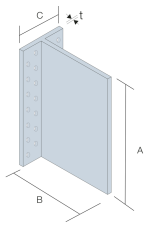





Technical Sheet

BTALU
Concealed Beam Hanger

Technical Data

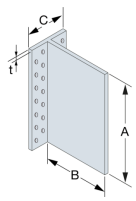

Product Dimensions

Reference	Connector Dimensions							
	Other		Timber size[mm]	Product Dimensions[mm]				Header holes[mm]
	Qty per Box	Weight[kg]	Height[mm] Min[mm]	A[mm]	B[mm]	C[mm]	t[mm]	Round Ø5
BTALU90	25.0	0.23	142	86	109	62	6	16
BTALU120	25.0	0.3	172	116	109	62	6	20
BTALU160	25.0	0.41	212	156	109	62	6	28
BTALU200	15.0	0.51	252	196	109	62	6	38
BTALU240	15.0	0.61	292	236	109	62	6	44
BTALU1200	-	3	-	1198	109	62	6	-

The holes for the joist has to be drill acc. to the hole pattern of the ETA.
The size A can be up to 4mm less for cutting from the raw length, the cut shall be between the nail holes.

Technical Sheet

BTALU
Concealed Beam Hanger

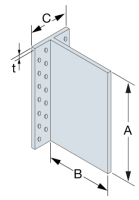

Performance Values

Reference	Hanger capacity Product Capacities[kN] Product characteristic capacities - Timber C24[kN] R1,k = R2,k Dowels length[mm]					
	60	80	100	120	140	160
BTALU90	10.8	11.8	12.9	13.7	13.7	13.7
BTALU120	17.3	18.2	19.4	20.7	22.3	23.9
BTALU160	28	29.5	31.2	33.3	35.7	38.2
BTALU200	39.8	41.9	44.3	47.2	50.4	53.9
BTALU240	52.2	54.9	57.9	61.7	65.9	70.3
BTALU1200/120	17.3	18.2	19.4	20.7	22.3	23.9
BTALU1200/160	28	29.5	31.2	33.3	35.7	38.2
BTALU1200/200	39.8	41.9	44.3	47.2	50.4	53.9
BTALU1200/240	52.2	54.9	57.9	61.7	65.9	70.3
BTALU1200/280	64.6	68	71.7	76.4	81.7	87.2
BTALU1200/320	77	81	85.5	91.2	97.5	104.1
BTALU1200/360	89.1	93.8	99	105.8	113.3	121.1
BTALU1200/400	100.8	106.1	112.3	120.2	129	137.9
BTALU1200/440	112.1	118	125.2	134.4	144.4	154.7
BTALU1200/480	122.8	129.3	137.7	148.2	159.7	171.3
BTALU1200/520	122.8	129.3	138.4	150.5	163.1	175.8
BTALU1200/560	122.8	129.3	138.4	150.7	164.9	179.1
BTALU1200/600	122.8	129.3	138.4	150.7	164.9	180.4

The joist shall have as minimum a width = length of steel dowel.
For beams with a slope β the capacities shall be multiply with the factor.

β	0°	15°	30°	45°
factor	1.0	0.95	0.90	0.85

It´s only necessary for connection with less than 7 steel dowel in the joist.

Installation

Fixing

CNA4,0xL

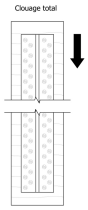

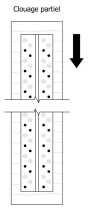

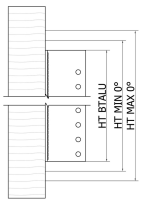

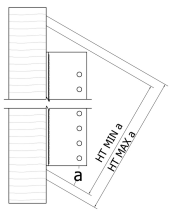

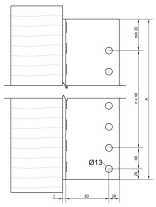



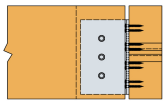

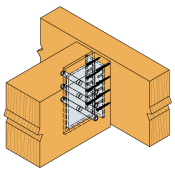

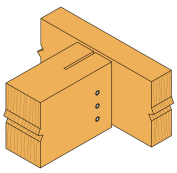

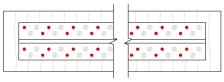

Copyright by Simpson Strong-Tie®
Information presented on this document is the exclusive property of Simpson Strong-Tie®