Technical Sheet

TSS A2
Countersunk Preassembled Nylon Plug with Stainless Steel A2 Screw

The TSS A2 nylon plug in Ø6 and Ø8 mm versions are approved for fastening in concrete. When the A2 nail screw is driven into the anchor plug, it is expanded and securely anchored in the building material.







Features

Material

- Plug: grey nylon
- Screw: stainless steel A2

Benefits

- Countersunk rim for roofing professionals
- Innovative geometry

Applications

Applications

- Wooden battens
- Electrical components
- Skirting boards

Suitable for

- Non-cracked concrete
- Solid brick
- Honeycomb brick (partially suitable)
- Cell like clay brick (partially suitable)
- Lightweight honeycomb brick (partially suitable)
- Hollow dense aggregate block (partially suitable)
- Hollow light aggregate block (partially suitable)
- Aerated concrete (partially suitable)
- Solid stone

Technical Sheet

TSS A2

Countersunk Preassembled Nylon Plug with Stainless Steel A2 Screw

Technical Data



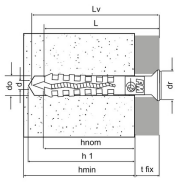

Product Dimensions

Reference	Nylon fixings dimensions								Nylon fixings Installation data			
	Info product[mm]								Installation data			
	Product Reference	Fixture thickness [tf_{ix}][mm]	Screw diameter [d][mm]	Screw length [Lv] [mm]	Collar diameter [d_r][mm]	Qty per box[stk]	Qty per outer box	Weight[kg]	Hole diameter x anchor length [d_oxL] [mm]	Min. hole depth [h_1] [mm]	Nominal embedment depth [h_{nom}] [mm]	Min. support thickness [h_{min}][mm]
62203X0503000	TSS A2	5	3.4	35	8.5	300.0	3000.0	0.003	Ø5x30 ▲*	35	25	50
62203x0504000	TSS A2	15	3.4	45	8.5	200.0	2000.0	0.004	Ø5x40 ▲*	35	25	50
62203X0505000	TSS A2	25	3.4	55	8.5	200.0	2000.0	0.005	Ø5x50 ▲*	35	25	50
62203x0604000	TSS A2	10	3.8	45	10	200.0	1600.0	0.004	Ø6x40	40	30	100
62203x0605000	TSS A2	20	3.8	55	10	100.0	1000.0	0.005	Ø6x50	40	30	100
62203x0606000	TSS A2	30	3.8	65	10	100.0	800.0	0.007	Ø6x60	40	30	100
62203x0608000	TSS A2	50	3.8	85	10	100.0	800.0	0.008	Ø6x80	40	30	100

* *Not covered by CE certification*
▲ *Quantity and delivery terms to be agreed*

Design capacities - single anchor - no edge distances

Reference	Nylon fixings Loads				
	Design capacities - single anchor - no edge distances				
	Design capacity				
	Bending moment MRd[Nm]	Tension - NRd (1)		Shear - VRd (1-2)	
		C20/25[kN]	Solid Brick[kN]	C20/25[kN]	Solid Brick[kN]
62203X0503000	-	0.23	0.2	0.6	0.6
62203x0504000	-	0.23	0.2	0.6	0.6
62203X0505000	-	0.23	0.2	0.6	0.6
62203x0604000	-	0.6	0.36	0.6	0.6
62203x0605000	-	0.6	0.36	0.6	0.6
62203x0606000	-	0.6	0.36	0.6	0.6
62203x0608000	-	0.6	0.36	0.6	0.6

1. The design loads loads have been calculated using the partial safety factors for resistances stated in ETA-approval(s). The loading figures are valid for unreinforced concrete and reinforced concrete with a rebar spacing s ≥ 15 cm (any diameter) or with a rebar spacing s ≥ 10 cm, if the rebar diameter is 10mm or smaller.
2. The figures for shear are based on a single anchor without influence of concrete edges. For anchorages close to edges (c ≤ max [10 hef; 60d]) the concrete edge failure shall be checked per ETAG 001, Annex C, design method A.
3. Concrete is considered non-cracked when the tensile stress within the concrete is\sigmaL +\sigmaR ≤ 0. In the absence of detailed verification\sigmaR = 3 N/mm² can be assumed (\sigmaL equals the tensile stress within the concrete induced by external loads, anchors loads included).
*Not covered by ETA-11/0080

Technical Sheet

TSS A2

Countersunk Preassembled Nylon Plug with Stainless Steel A2 Screw

Technical Sheet

TSS A2

Countersunk Preassembled Nylon Plug with Stainless Steel A2 Screw

Installation

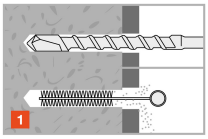

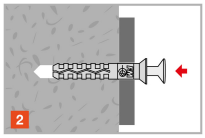

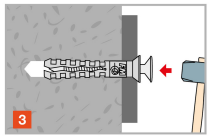

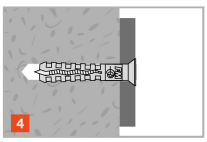

Spacing and edge distance

Reference	Nylon fixings dimensions	Nylon fixings Installation data		
	Info product[mm]	Installation data	Spacings and edge distances	
	Product Reference	Hole diameter x anchor length [d_oxL][mm]	Min. edge distance[mm]	Min. spacing[mm]
62203X0503000	TSS A2	Ø5x30▲*	50	50
62203x0504000	TSS A2	Ø5x40▲*	50	50
62203X0505000	TSS A2	Ø5x50▲*	50	50
62203x0604000	TSS A2	Ø6x40	100	100
62203x0605000	TSS A2	Ø6x50	100	100
62203x0606000	TSS A2	Ø6x60	100	100
62203x0608000	TSS A2	Ø6x80	100	100

* Not included in the approval

Installation data

Reference	Nylon fixings dimensions	Nylon fixings Installation data			
	Info product[mm]	Installation data			
	Product Reference	Hole diameter x anchor length [d_oxL] [mm]	Ø drilling hole[mm]	Min. hole depth [h_1] [mm]	Min. support thickness [h_{min}] [mm]
62203X0503000	TSS A2	Ø5x30▲*	5	35	50
62203x0504000	TSS A2	Ø5x40▲*	5	35	50
62203X0505000	TSS A2	Ø5x50▲*	5	35	50
62203x0604000	TSS A2	Ø6x40	6	40	100
62203x0605000	TSS A2	Ø6x50	6	40	100
62203x0606000	TSS A2	Ø6x60	6	40	100
62203x0608000	TSS A2	Ø6x80	6	40	100

Technical Sheet

TSS A2

Countersunk Preassembled Nylon Plug with Stainless Steel A2 Screw

Winchester Road Cardinal Point
Tamworth Staffordshire B78 3HG
tel: +44 1827 255600
fax: +44 1827 255616

Copyright by Simpson Strong-Tie®
Information presented on this document is the exclusive property of Simpson Strong-Tie®
It is valid only when associated with products supplied by Simpson Strong-Tie®