Technical Sheet

L70
Reinforcing Angle

A reinforcing angle designed to transfer loads between 2 ply floor joists/metal web joists. The L70 Reinforcing Angle may be used in pairs to transfer the loads between floor joist plys.



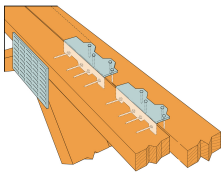

Features

Material

- Pre-galvanised mild steel.

Installation

- Use in pairs; as illustrated. The distance between the centre of each L70 in the pair should not exceed 300mm.
- Nail the shorter sides of the L70's into the sides of the loaded joist member.
- Nail the longer sides of the L70's into the top of the clipped joist member.
- Floor decking shall be applied to the top chord of each joist. Attach decking to each joist with nails or screws at a maximum of 300mm centres.

L70
Reinforcing Angle

Technical Data

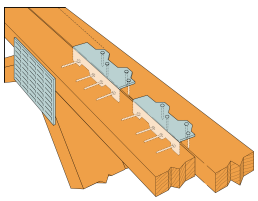



L70 Safe Working Loads

Reference	Angle bracket capacity			
	Number of Fasteners		Safe Working Loads[kN]	
	Joist		C16 Timber	TR26 Timber
	Qty	Specification		
L70	16.0	3.75 x 30mm	3.4	4

- Die angegebenen zulässigen Lasten gelten nur für Balkenanwendungen mit Balken.

Winchester Road Cardinal Point Tamworth Staffordshire B78 3HG
tel: +44 1827 255600
fax: +44 1827 255616
Copyright by Simpson Strong-Tie®
Information presented on this document is the exclusive property of Simpson Strong-Tie®
It is valid only when associated with products supplied by Simpson Strong-Tie®

2026-11-24