Technical Sheet

TAP
Rimmed Hammerset Anchor

Hammerset anchor with metric internal thread M6 - M16 for medium load range for anchoring in non-cracked concrete C20/25 - C50/60 and for multiple fixings of non-load bearing systems in concrete.







Features

Material

- Steel
- White zinc plated

Benefits

- Safe and controlled expansion
- Fast application
- Shallow embedment depth
- Rimmed plug version for easy installation flush with base material
- High strength in relation to embedment depths
- Fire resistance R120

Applications

Applications

- Suspended ceiling applications
- Pipework
- Sprinkler systems

Suitable for

- Multiple use for non-structural
- applications on cracked
- and non-cracked concrete
- Solid stone

Technical Sheet

TAP
Rimmed Hammerset Anchor

Technical Data



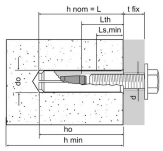

Product Dimension - Rimmed hammerset anchor

Reference	Metallic fixings dimensions									Installation data	
	Product Dimensions[mm]				Product Reference	Other				Installation data	
	Plug[mm]	Dimensions[mm]	Thread length [Lv][mm]	Max. thread engagement [$L_{s,min}$][mm]		Hole diameter [d_o][mm]	Cylindrical hole depth [h_o][mm]	Qty per box[stk]	Qty per outer box	Nominal embedment depth [h_{nom}] [mm]	Installation torque[Nm]
75205B0600000	8x25*	M6x25	11	6	TAP	8	25	100.0	2000	25	4
75205B0800000	10x30	M8x30	13	8	TAP	10	30	100.0	1000	30	8
75205B1003000	12x30*	M10x30	12	10	TAP	12	30	100.0	600	30	15
75205B1000000	12x40	M10x40	17	10	TAP	12	40	100.0	600	40	15
75205B1200000	15x50	M12x50	21	12	TAP	15	50	50.0	300	50	35
75205B1600000	20x65**	M16x65	30	16	TAP	20	65	25.0	150	65	60

** Only ETA 18/0433 ETAG 001 p.6 Multiple use*
*** Only ETA 18/0432 EAD-330232-00-0601 opt.7*
Screw Length: Minimum: $L_{s,min} + t_{fix}$ - Maximum: $L_{th} + t_{fix}$

Product Dimension - TAP Setting Tool

Reference	Metallic fixings dimensions		
	Product Dimensions[mm]	Product Reference	Other
	Setting tool for		Qty per box[stk]

tool

Reference	Metallic fixings dimensions	
	Other	Product Reference
	Qty per box[stk]	
75205B0600000	100.0	TAP
75205B0800000	100.0	TAP
75205B1003000	100.0	TAP
75205B1000000	100.0	TAP
75205B1200000	50.0	TAP
75205B1600000	25.0	TAP

Technical Sheet

TAP
Rimmed Hammerset Anchor

Design capacities - single anchor - no edge distances - ETA-18/0432

Reference	Metallic fixings dimensions	Metallic fixings loads								
	Product Dimensions[mm]	Recommended loads - Non-cracked concrete								
	Dimensions[mm]	Bending moment M_{rec}[Nm]	Tension - N_{rec}[kN]				Shear - V_{rec}[kN]			
			C20/25[kN]	C30/37[kN]	C40/50[kN]	C50/60[kN]	C20/25[kN]	C30/37[kN]	C40/50[kN]	C50/60[kN]
75205B0600000	M6x25	-	-	-	-	-	-	-	-	-
75205B0800000	M8x30	8.98	3.3	4	4.7	5.1	4	4.9	5.6	6.2
75205B1003000	M10x30	-	-	-	-	-	-	-	-	-
75205B1000000	M10x40	17.9	5.1	6.2	7.2	7.9	6.1	7.4	8.6	9.5
75205B1200000	M12x50	17.9	6.1	7.4	8.6	9.5	8.5	10.4	12	13.2
75205B1600000	M16x65	31.37	9.9	12.1	14	15.3	25.2	30.7	35.6	35.9

1. The design loads loads have been calculated using the partial safety factors for resistances stated in ETA-approval(s). The loading figures are valid for unreinforced concrete and reinforced concrete with a rebar spacing s ≥ 15 cm (any diameter) or with a rebar spacing s ≥ 10 cm, if the rebar diameter is 10mm or smaller.
2. The figures for shear are based on a single anchor without influence of concrete edges. For anchorages close to edges (c ≤ max [10 hef; 60d]) the concrete edge failure shall be checked per ETAG 001, Annex C, design method A.
3. Concrete is considered non-cracked when the tensile stress within the concrete is\sigmaL +\sigmaR ≤ 0. In the absence of detailed verification\sigmaR = 3 N/mm² can be assumed (\sigmaL equals the tensile stress within the concrete induced by external loads, anchors loads included).
*Not covered by ETA-18/0432

Recommended capacities - multiple use cracked and un-cracked concrete ETA-18/0433

Reference	Metallic fixings dimensions		Metallic fixings loads
	Product Dimensions[mm]	Product Reference	tension / shear load R_{rec}[kN]
	Dimensions[mm]		
75205B0600000	M6x25	TAP	0.5
75205B0800000	M8x30	TAP	0.7
75205B1003000	M10x30	TAP	-
75205B1000000	M10x40	TAP	1
75205B1200000	M12x50	TAP	1.4
75205B1600000	M16x65	TAP	-

The design loads F_{RD} derive from the characteristic loads on the ETA certification and are inclusive of the partial safety factors γ_M
The recommended loads F derive from the characteristic loads on the ETA certification and are inclusive of the partial safety factors γ_F=1.4 and γ_M

TAP
Rimmed Hammerset Anchor

Installation

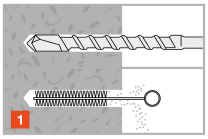

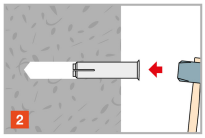

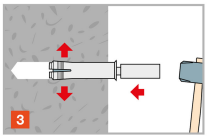

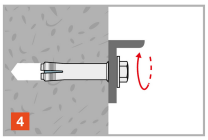

Installation data

Reference	Metallic fixings dimensions			Installation data					
	Product Dimensions[mm]		Product Reference	Installation data					Spacing and edge distances
	Dimensions[mm]	Wrench size[mm]		Ø drilling hole[mm]	Min. drill depth[mm]	Ø drilling fixture[mm]	Installation torque[Nm]	Embedment depth[mm]	Min. support thickness[mm]
75205B0600000	M6x25	-	TAP	8	25	7	4	25	-
75205B0800000	M8x30	-	TAP	10	30	9	8	30	100
75205B1003000	M10x30	-	TAP	12	40	12	15	40	100
75205B1000000	M10x40	-	TAP	12	40	12	15	40	100
75205B1200000	M12x50	-	TAP	15	50	14	35	50	100
75205B1600000	M16x65	-	TAP	20	65	18	60	65	130

Spacing and edge distances - ETA-18/0432

Reference	Metallic fixings dimensions		Installation data			
	Product Dimensions[mm]	Product Reference	Spacing and edge distances			
	Dimensions[mm]		Min. spacing[mm]	Min. edge distance[mm]	Characteristic edge distance[mm]	Characteristic spacing(5) - Scr,N[mm]
75205B0600000	M6x25	TAP	150	200	-	-
75205B0800000	M8x30	TAP	150	200	45	90
75205B1003000	M10x30	TAP	-	-	60	120
75205B1000000	M10x40	TAP	150	200	60	120
75205B1200000	M12x50	TAP	150	200	75	150
75205B1600000	M16x65	TAP	-	-	97	195

** Not included in the approval*

Technical Sheet

TAP
Rimmed Hammerset Anchor

Winchester Road Cardinal Point Tamworth
Staffordshire B78 3HG
tel: +44 1827 255600
fax: +44 1827 255616
Copyright by Simpson Strong-Tie®
Information presented on this document is the exclusive property of Simpson Strong-Tie®

TAP
Rimmed Hammerset Anchor

www.strongtie.co.uk