Technical Sheet

SFLHI
Safety Fast Lite Hanger

The SFLHI is an innovative single piece hanger designed to support timber joists from masonry walls without the need for masonry above the course of block work supporting the hanger.



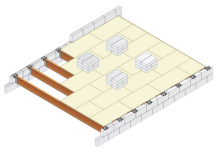

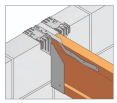

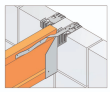

The safety fast system allows the floor decking to be stored on the joists without first building up the additional three courses of masonry typically required.

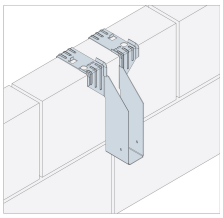

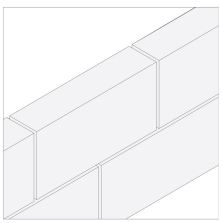

Features

Benefits

The SFLH has been designed to assist in meeting the air leakage requirements as part of the Code for Sustainable Homes.
Since the joist is supported by a hanger and does not penetrate the inner leaf of blockwork, the potential for air leakage is reduced and avoids the time consuming and costly mortaring and sealing with mastic around built in joist ends.

This hanger allows construction work to continue safely just 3 days after the supporting blockwork has been laid - as opposed to 28 days in the case of traditional masonry hangers.

- Avoids joist penetrating block work, minimising air leakage.
- Achieves published performance values with no masonry above the supporting course of block work.
- Enables the construction of the floor deck prior to the next lift of masonry.
- Reduces health & safety risks associated with the
- use of traditional masonry hangers with no masonry courses above them.
- Eliminates the need for propping to support the floor joists.
- Web stiffeners are not required with joists to achieve published performance values.
- Use FMS strap range with every hanger spaced up to 600mm centres to provide lateral restraint of the floor joist in accordance with EN845-1.
- CE Approved: meets the requirements of EN845-1 and tested in accordance with EN 846-8.

Materials

Pre-galvanised mild steel.

Applications

Suitable For

I-Joists.

Installation

Technical Sheet

SFLHI
Safety Fast Lite Hanger

Technical Data

Technical Sheet

SFLHI
Safety Fast Lite Hanger

SIMPSON Strong-Tie

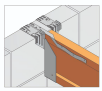

Product Dimensions

Reference	Connector Dimensions											
	Timber size[mm]		Product Dimensions[mm]							Joist holes		Other
	Width[mm]	Height	A[mm]	B[mm]	C[mm]	D[mm]	E[mm]	F[mm]	t[mm]	Obround Ø6x4[mm]	Round Ø4.2[mm]	Weight[kg]
SFLHI195/40	38	195.0	40	195	75	49.5	103	81	1.5	2	3	-
SFLHI200/40	38	200.0	40	200	75	49.5	103	81	1.5	2	3	0.5
SFLHI220/40	38	220.0	40	220	75	49.5	103	81	1.5	2	3	-
SFLHI225/40	38	225.0	40	225	75	49.5	103	81	1.5	2	3	0.61
SFLHI235/40	38	235.0	40	235	75	49.5	103	81	1.5	2	3	-
SFLHI240/40	38	240.0	40	240	75	49.5	103	81	1.5	2	3	0.637
SFLHI245/40	38	245.0	40	245	75	49.5	103	81	1.5	2	3	-
SFLHI300/40	38	300.0	40	300	75	49.5	103	81	1.5	2	3	0.743
SFLHI360/40	38	360.0	40	360	75	49.5	103	81	1.5	2	3	-
SFLHI400/40	38	400.0	40	400	75	49.5	103	81	1.5	2	3	-
SFLHI200/47	45	200.0	47	200	75	49.5	103	81	1.5	2	3	0.572
SFLHI220/47	45	220.0	47	220	75	49.5	103	81	1.5	2	3	-
SFLHI225/47	45	225.0	47	225	75	49.5	103	81	1.5	2	3	0.617
SFLHI235/47	45	235.0	47	235	75	49.5	103	81	1.5	2	3	-
SFLHI240/47	45	240.0	47	240	75	49.5	103	81	1.5	2	3	0.643
SFLHI300/47	45	300.0	47	300	75	49.5	103	81	1.5	2	3	0.749
SFLHI350/47	45	350.0	47	350	75	49.5	103	81	1.5	2	3	0.837
SFLHI360/47	45	360.0	47	360	75	49.5	103	81	1.5	2	3	-
SFLHI400/47	45	400.0	47	400	75	49.5	103	81	1.5	2	3	-
SFLHI195/50	47	195.0	50	195	75	49.5	103	81	1.5	2	3	0.566
SFLHI220/50	47	220.0	50	220	75	49.5	103	81	1.5	2	3	-
SFLHI225/50	47	225.0	50	225	75	49.5	103	81	1.5	2	3	0.619
SFLHI235/50	47	235.0	50	235	75	49.5	103	81	1.5	2	3	-
SFLHI240/50	47	240.0	50	240	75	49.5	103	81	1.5	2	3	0.646
SFLHI245/50	47	245.0	50	245	75	49.5	103	81	1.5	2	3	0.654
SFLHI300/50	47	300.0	50	300	75	49.5	103	81	1.5	2	3	0.752
SFLHI220/56	53	220.0	56	220	75	49.5	103	81	1.5	2	3	-
SFLHI225/56	53	225.0	56	225	75	49.5	103	81	1.5	2	3	0.625
SFLHI240/56	53	240.0	56	240	75	49.5	103	81	1.5	2	3	0.651
SFLHI300/56	53	300.0	56	300	75	49.5	103	81	1.5	2	3	0.757
SFLHI360/56	53	360.0	56	360	75	49.5	103	81	1.5	2	3	0.01
SFLHI400/56	53	400.0	56	400	75	49.5	103	81	1.5	2	3	0.01
SFLHI200/63	60	200.0	63	200	75	49.5	103	81	1.5	2	3	-
SFLHI220/63	60	220.0	63	220	75	49.5	103	81	1.5	2	3	-
SFLHI240/63	60	240.0	63	240	75	49.5	103	81	1.5	2	3	-
SFLHI300/63	60	300.0	63	300	75	49.5	103	81	1.5	2	3	-
SFLHI350/63	60	350.0	63	350	75	49.5	103	81	1.5	2	3	-
SFLHI360/63	60	360.0	63	360	75	49.5	103	81	1.5	2	3	-
SFLHI400/63	60	400.0	63	400	75	49.5	103	81	1.5	2	3	-
SFLHI220/66	63-65	220.0	66	220	75	49.5	103	81	1.5	2	3	-
SFLHI225/66	63-65	220.0	66	225	75	49.5	103	81	1.5	2	3	0.633
SFLHI235/66	63-65	235.0	66	235	75	49.5	103	81	1.5	2	3	-

Technical Sheet

SFLHI

Safety Fast Lite Hanger

Reference	Connector Dimensions											
	Timber size[mm]		Product Dimensions[mm]							Joist holes		Other
	Width[mm]	Height	A[mm]	B[mm]	C[mm]	D[mm]	E[mm]	F[mm]	t[mm]	Obround Ø6x4[mm]	Round Ø4.2[mm]	Weight[kg]
SFLHI245/66	63-65	245.0	66	245	75	49.5	103	81	1.5	2	3	0.669
SFLHI300/66	63-65	300.0	66	300	75	49.5	103	81	1.5	2	3	0.766
SFLHI200/72	70	200.0	72	200	75	49.5	103	81	1.5	2	3	-
SFLHI220/72	70	220.0	72	220	75	49.5	103	81	1.5	2	3	-
SFLHI225/72	70	220.0	72	225	75	49.5	103	81	1.5	2	3	0.639
SFLHI240/72	70	240.0	72	240	75	49.5	103	81	1.5	2	3	0.665
SFLHI300/72	70	300.0	72	300	75	49.5	103	81	1.5	2	3	0.771
SFLHI360/72	70	360.0	72	360	75	49.5	103	81	1.5	2	3	-
SFLHI400/72	70	400.0	72	400	75	49.5	103	81	1.5	2	3	-
SFLHI195/75	72	195.0	75	195	75	49.5	103	81	1.5	2	3	0.588
SFLHI200/75	72	200.0	75	200	75	49.5	103	81	1.5	2	3	-
SFLHI220/75	72	220.0	75	220	75	49.5	103	81	1.5	2	3	-
SFLHI225/75	72	220.0	75	225	75	49.5	103	81	1.5	2	3	0.641
SFLHI235/75	72	235.0	75	235	75	49.5	103	81	1.5	2	3	-
SFLHI245/75	72	245.0	75	245	75	49.5	103	81	1.5	2	3	0.677
SFLHI253/75	72	253.0	75	253	75	49.5	103	81	1.5	2	3	0.691
SFLHI300/75	72	300.0	75	300	75	49.5	103	81	1.5	2	3	0.774
SFLHI304/75	72	304.0	75	304	75	49.5	103	81	1.5	2	3	-
SFLHI350/75	72	350.0	75	350	75	49.5	103	81	1.5	2	3	-
SFLHI356/75	72	356.0	75	356	75	49.5	103	81	1.5	2	3	-
SFLHI373/75	72	373.0	75	373	75	49.5	103	81	1.5	2	3	-
SFLHI400/75	72	400.0	75	400	75	49.5	103	81	1.5	2	3	-
SFLHI195/78	2x38 or 75	195.0	75	195	75	49.5	103	81	1.5	2	3	-
SFLHI220/78	2x38 or 75	220.0	78	220	75	49.5	103	81	1.5	2	3	-
SFLHI225/78	2x38 or 75	225.0	78	225	75	49.5	103	81	1.5	2	3	0.644
SFLHI235/78	2x38 or 75	235.0	78	235	75	49.5	103	81	1.5	2	3	-
SFLHI240/78	2x38 or 75	240.0	78	240	75	49.5	103	81	1.5	2	3	0.67
SFLHI245/78	2x38 or 75	245.0	78	245	75	49.5	103	81	1.5	2	3	-
SFLHI300/78	2x38 or 75	300.0	78	300	75	49.5	103	81	1.5	2	3	0.777
SFLHI356/78	2x38 or 75	356.0	78	356	75	49.5	103	81	1.5	2	3	-
SFLHI360/78	2x38 or 75	360.0	78	360	75	49.5	103	81	1.5	2	3	-
SFLHI400/78	2x38 or 75	400.0	78	400	75	49.5	103	81	1.5	2	3	-
SFLHI195/91	89-90	195.0	91	195	75	49.5	103	81	1.5	2	3	-
SFLHI200/91	89-90	200.0	91	200	75	49.5	103	81	1.5	2	3	0.611
SFLHI220/91	89-90	220.0	91	220	75	49.5	103	81	1.5	2	3	-
SFLHI225/91	89-90	225.0	91	225	75	49.5	103	81	1.5	2	3	0.655
SFLHI235/91	89-90	235.0	91	235	75	49.5	103	81	1.5	2	3	-
SFLHI240/91	89-90	240.0	91	240	75	49.5	103	81	1.5	2	3	0.682
SFLHI245/91	89-90	245.0	91	245	75	49.5	103	81	1.5	2	3	-
SFLHI300/91	89-90	300.0	91	300	75	49.5	103	81	1.5	2	3	0.788
SFLHI350/91	89-90	350.0	91	350	75	49.5	103	81	1.5	2	3	0.68
SFLHI356/91	89-90	356.0	91	356	75	49.5	103	81	1.5	2	3	-
SFLHI360/91	89-90	360.0	91	360	75	49.5	103	81	1.5	2	3	0.894
SFLHI195/96	2x47	195.0	96	195	75	49.5	103	81	1.5	2	3	-
SFLHI220/96	2x47	220.0	96	220	75	49.5	103	81	1.5	2	3	-
SFLHI225/96	2x47	225.0	96	225	75	49.5	103	81	1.5	2	3	0.66
SFLHI235/96	2x47	235.0	96	235	75	49.5	103	81	1.5	2	3	-
SFLHI240/96	2x47	240.0	96	240	75	49.5	103	81	1.5	2	3	-

Technical Sheet

SFLHI

Safety Fast Lite Hanger

Reference	Connector Dimensions											
	Timber size[mm]		Product Dimensions[mm]							Joist holes		Other
	Width[mm]	Height	A[mm]	B[mm]	C[mm]	D[mm]	E[mm]	F[mm]	t[mm]	Obround Ø6x4[mm]	Round Ø4.2[mm]	Weight[kg]
SFLHI245/96	2x47	245.0	96	245	75	49.5	103	81	1.5	2	3	-
SFLHI300/96	2x47	300.0	96	300	75	49.5	103	81	1.5	2	3	-
SFLHI195/99	96-97	195.0	99	195	75	49.5	103	81	1.5	2	3	-
SFLHI200/99	96-97	200.0	99	200	75	49.5	103	81	1.5	2	3	-
SFLHI220/99	96-97	220.0	99	220	75	49.5	103	81	1.5	2	3	-
SFLHI225/99	96-97	225.0	99	225	75	49.5	103	81	1.5	2	3	-
SFLHI235/99	96-97	235.0	99	235	75	49.5	103	81	1.5	2	3	-
SFLHI240/99	96-97	240.0	99	240	75	49.5	103	81	1.5	2	3	-
SFLHI245/99	96-97	245.0	99	245	75	49.5	103	81	1.5	2	3	-
SFLHI253/99	96-97	253.0	99	253	75	49.5	103	81	1.5	2	3	0.712
SFLHI300/99	96-97	300.0	99	300	75	49.5	103	81	1.5	2	3	-
SFLHI304/99	96-97	304.0	99	304	75	49.5	103	81	1.5	2	3	-
SFLHI350/99	96-97	350.0	99	350	75	49.5	103	81	1.5	2	3	-
SFLHI356/99	96-97	356.0	99	356	75	49.5	103	81	1.5	2	3	-
SFLHI360/99	96-97	360.0	99	360	75	49.5	103	81	1.5	2	3	-
SFLHI373/99	96-97	373.0	99	373	75	49.5	103	81	1.5	2	3	-
SFLHI400/99	96-97	400.0	99	400	75	49.5	103	81	1.5	2	3	-

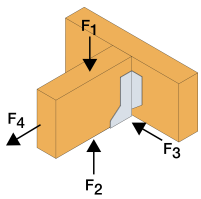

Product characteristic capacities

Reference	Hanger capacity						
	Number of Fasteners				Characteristic Capacities[kN]		
	Joist				$R_{1,k}$		
	Hanger		FMS Strap		2.8 N/mm2; Solid AAC	3.5 N/mm2 Solid LAC	7 N/mm2 Solid DAC
	Qty	Type	Qty	Type			
SFLHI	2.0	N3.75 x 30	3.0	N3.75 x 30	6.8	7.9	7.9

Technical Notes

General Installation Notes

- The floor decking may be stored on the joists provided the load is uniformly distributed between the several joists and does not exceed the hanger or joist capacities. Refer to joist manufacturer or supplier for joist capacity and maximum construction loads.
- The floor decking must be securely attached to each joist before additional loads can be placed on the system.
- Floor decking and block work is to be cut where necessary to fit around the upstand stiffeners.
- Pallets of blocks or other construction materials should be placed onto the scaffolding and NOT directly onto the floor. The materials can then be evenly distributed around the floor manually, ensuring hanger or joist capacities are not exceeded.

Winchester Road Cardinal Point Tamworth Staffordshire
B78 3HG
tel: +44 1827 255600
fax: +44 1827 255616
Copyright by Simpson Strong-Tie®
Information presented on this document is the exclusive property of Simpson Strong-Tie®
It is valid only when associated with products supplied by Simpson Strong-Tie®